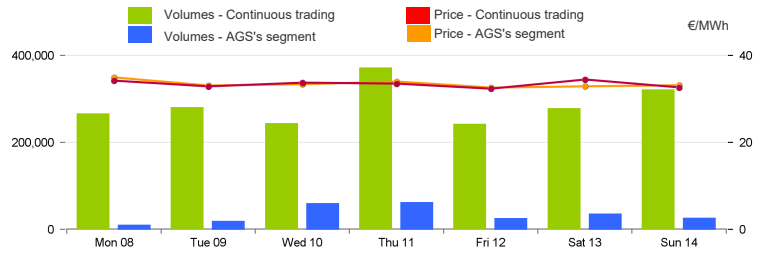


Spot Gas Market (MP-GAS)

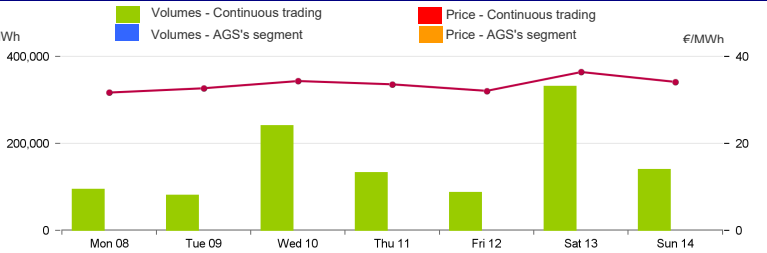
Day-Ahead Gas Market (MGP-GAS)

	Price. €/MWh				Volumes. MWh			
	Average	Var	Min	Max	Total	Var	Daily Products	WE Product
Continuous trading	33.03	+3.0%	30.50	35.80	1,997,112	+9.4%	1,575,720	421,392
	Price. €/MWh				Volumes. MWh			
	Average	Var	Min	Max	Total	Var	Purchases SRG	Sales SRG
AGS's segment	33.43	+5.4%	32.60	34.95	231,432	-54.4%	222,456	8,976



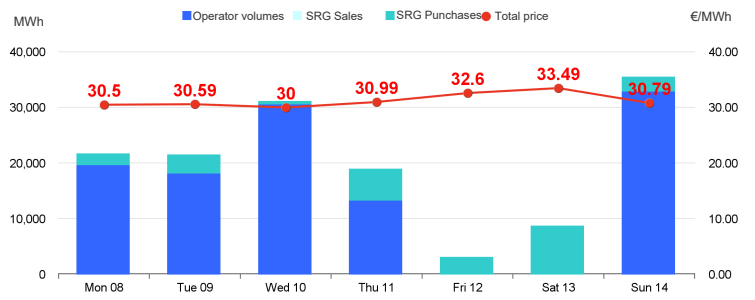
Intra-Day Gas Market (MI-GAS)

	Price. €/MWh				Volumes. MWh			
	Average	Var	Min	Max	Total	Var	Purchases SRG	Sales SRG
Continuous trading	33.56	+2.9%	30.10	38.85	1,104,456	+49.4%		
	Price. €/MWh				Volumes. MWh			
	Average	Var	Min	Max	Total	Var	Purchases SRG	Sales SRG
AGS's segment	-	-	-	-	-	-	-	-



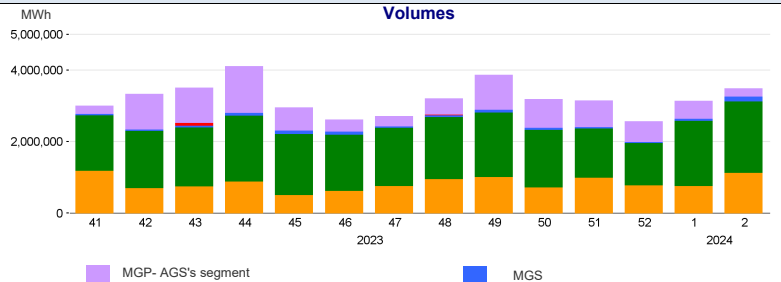
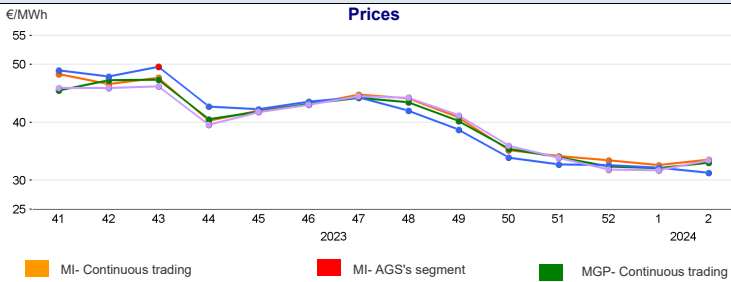
Market for the trading of gas stored (MGS-GAS)

Week	Storage	2	1
Price. (1) €/MWh	Stogit	31.28	32.16
	Edison Stocaggio	-	-
	Total	31.28	32.16
Volumes. MWh	Stogit	140,087	53,564
	Edison Stocaggio	-	-
	Total	140,087	53,564
SRG Activity. MWh	Purchases	26,249	39,148
	Balancing (2)	26,249	39,148
	Other purposes (3)	-	-
	Sales	-	488
	Balancing (2)	-	488
Other purposes (3)	-	-	



1) The Total price is calculated as a weighted average price for the total volumes exchanged in each storage system.
2) To securely manage any expected deviations between overall network injections and withdrawals pursuant to Art. 2.5 of Annex A, AEEGSI's Resolution 312/2016/R/gas
3) Stored gas trades by Snam Rete Gas (SRG) not included in "Balancing"

Weekly evolution



Forward Gas Market (MT-GAS)

Products	Market				OTC		Total		Open interest*			
	Minimum Price	Maximum Price	Check Price*	Trades	Volumes	Registrations	Volumes	Volumes	change %	MWh/d	MWh	
	€/MWh	€/MWh	€/MWh	change %	N.	MWh/d	N.	MWh/d	MWh/d	change %	MWh/d	MWh
M-2024-02	-	-	31.04	-10.9%	-	-	-	-	-	-	-	-
M-2024-03	-	-	30.91	-9.8%	-	-	-	-	-	-	-	-
Q-2024-02	-	-	31.12	-9.8%	-	-	-	-	-	-	-	-
Q-2024-03	-	-	31.47	-9.2%	-	-	-	-	-	-	-	-
Q-2024-04	-	-	34.92	-12.6%	-	-	-	-	-	-	-	-
SS-2024	-	-	31.21	-9.9%	-	-	-	-	-	-	-	-
WS-2024/2025	-	-	35.53	-11.2%	-	-	-	-	-	-	-	-
BoM-2024-01	-	-	32.39	-1.4%	-	-	-	-	-	-	-	-
Q-2025-01	-	-	36.36	-13.2%	-	-	-	-	-	-	-	-
M-2024-04	-	-	31.43	-9.6%	-	-	-	-	-	-	-	-
CY-2025	-	-	36.92	0.0%	-	-	-	-	-	-	-	-
Total											0	0

*Referred to the last session of the week